



Explore Learning®
Virtual Career Days

STEM Careers Vision Boarding

Teacher Note

Use the following slides to lead a remote-friendly STEM Careers Vision Board project. In these slides you will find:

- *Presentation on Goal Setting and Vision Boards*
- *Vision Board Brainstorming Template*
- *Student Project Details and Instructions*
- *Vision Board Project Rubric*

Slides are editable to help you fit the needs of your students. Use the downloadable ExploreLearning STEM Career Guide to help your students choose a career.

How to be a Successful STEM Professional

All the presenters we've seen have accomplished great things in STEM fields.

How do you think they were able to achieve their dreams? What did they do? What goals did they set for themselves?



Set Your Goals

When we want to achieve big things, we need to set goals. Goals help you attain the future you want.

To set your goals, you should:

- *Write down your goals. (What are your goals?)*
- *Make an action plan. (How will you achieve them?)*
- *Create a timeline. (When will you achieve them?)*
- *Get started!*



What's a Vision Board?

A **Vision Board** is a tool that helps you visualize what you want to accomplish in the future.

With a Vision Board, you create a collage of pictures and words that represent your goals.


The board serves as a daily reminder of what you want to achieve and helps motivate you to make your vision a reality.



Think ...

What STEM career have we studied?

*Which STEM career interests
you the most?*

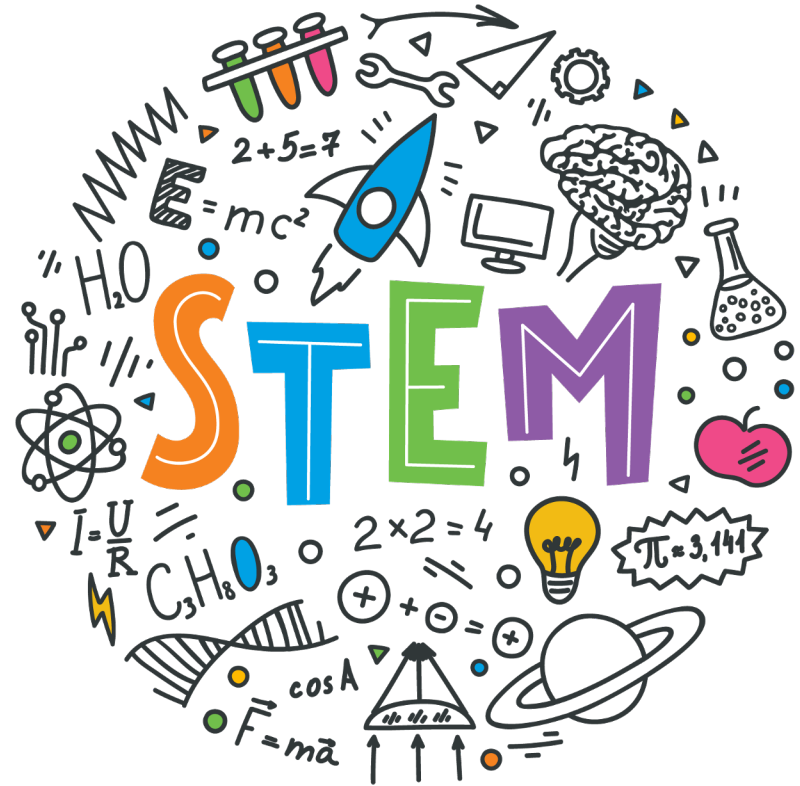


Your STEM Career Vision Board

We've studied a variety of interesting STEM careers. Pick one that interests you and let's make a Vision Board for it.

Use these resources to choose a career:

- *The STEM Career Guide*
- *Your notes from the STEM Career Recording and Reflection Sheet*



Creating Your Vision Board

When making your vision board, you can:



Use poster board, paper, markers, and pictures to make your Vision Board.

OR



Use slides or a document to put together images and words to make your Vision Board.

Plan Your Vision Board

Before you make your Vision Board, you need to plan what pictures and text you want to use.

When planning, brainstorm about the education, training, and skills needed for your chosen career.

Some information you will need to research and look up.



Research and Brainstorm

<i>What STEM career do you want to pursue?</i>	
<i>Why do you want to pursue this career?</i>	
<i>What qualities do you have that will help you in this career?</i>	
<i>What skills do you need to be successful in this career?</i>	
<i>What kind of training or education do you need? What subjects will you study?</i>	
<i>What are some career duties and responsibilities?</i>	
<i>What steps will you take to be successful in this career?</i>	
<i>Where do you see yourself working? How much will you earn?</i>	

Use Your Plan to Start Your Vision Board

Once you've filled out the Research and Brainstorming document, you can start finding pictures for your Vision Board.

Remember, pictures should be related to your STEM career and goals.

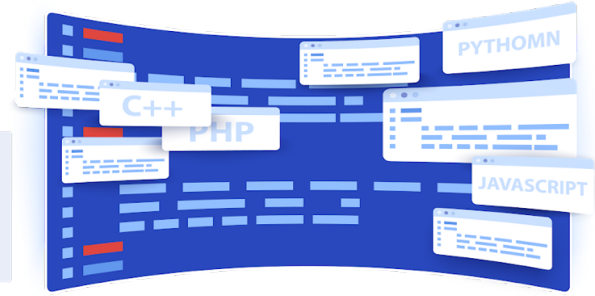


Example

<i>What STEM career do you want to pursue?</i>	<i>I want to be a computer programmer.</i>
<i>Why do you want to pursue this career?</i>	<i>I like to work with computers and want to design websites.</i>
<i>What qualities to do have that will help you in this career?</i>	<i>I am smart and like to problem solve. I also enjoy creating new things.</i>
<i>What skills do you need to be successful in this career?</i>	<i>I will need to know coding language like HTML.</i>
<i>What kind of training or education do you need? What subject will your study?</i>	<i>I will need to take coding classes. I will also need to get a Bachelor's in computer science.</i>
<i>What are some career duties and responsibilities?</i>	<i>I will be required to fix bugs in existing code; code and test programming software; and develop computer applications.</i>
<i>What steps will you take to be successful in this career?</i>	<i>I will get good grades to get scholarships. Also, I will apply for internships and go to coding camp.</i>
<i>Where do you see yourself working? How much will you earn?</i>	<i>I would like to work for Google. Computer programmers can make 100k.</i>

Example

COMPUTER PROGRAMMER



100K

Girls who
</CODE>



Vision Board Rubric

Criteria	Points
Planning: Used planning sheet to record information and brainstorm ideas.	__/20
Goal Setting: Goals are clear and understandable.	__/20
Visual Representation: Pictures featured on Vision Board are relevant and represent all information: <ul style="list-style-type: none">• STEM Career of Interest• Qualities You Possess• Skills Needed• Education Needed• Career Responsibilities• Steps to be Successful• Where Will You Work• Future Earnings	__/20
Creativity: Vision board is creative, well thought out, and organized.	__/20
Communication: Present Vision Board to the class.	__/20
Total	__/100